

Super Swatcher™

ODM SAMPLE BOOKMAKING MACHINE

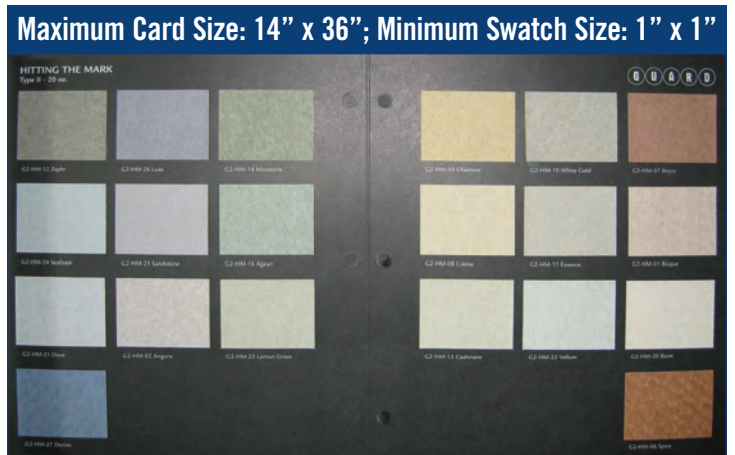


SAMPLE BOOKS MADE SIMPLE!



Super Swatcher™ Sample Bookmaking Machine Offers Outstanding Value, Quality, and Performance!


SPECIFICATIONS & TECHNICAL DATA:	SUPER SWATCHER™ MODEL	STANDARD EQUIPMENT for SUPER SWATCHER™ BOOKMAKING MACHINE INCLUDES:
Maximum Card Size:	14" x 36"	<ul style="list-style-type: none"> • Easy-to-operate, touch screen LCD control panel. • Automatically mounts up to 125 swatches on a one, two or three-panel card with amazing accuracy. • Top load till provides continuous operation. • Machine eliminates pre-collating swatches that is required in tedious, hand-mounting operation. • Streamlines the production workflow process. • Accurate mounting with perfect swatch alignment.
Minimum Swatch Size:	1" x 1"	
Output (per hour):	500 cards	
Floor Space:	84" x 120"	
Net Weight:	2500 lbs.	
Power Required:	220 Volt, 3 Phase	
	20 Amp, Air 70 PSI 3/8" Line, High Volume	



Mount up to 125 sample swatches on a one, two or three-panel swatch card... **at 500 cards per hour!**



Heavy-duty gluer roller slides out for easy access and fast clean-up.



150 Broadway, Elizabeth, NJ 07206 | Tel: 908-351-6906 | Fax: 908-351-7156 | www.ODMachinery.com

ODM FREE TECH SUPPORT: 908-351-6906

ODM SUPER SWATCHER™

SAMPLE SWATCH BOOKS MADE WITH THE ODM SUPER SWATCHER™




The Super Swatcher™ is an automatic swatch machine designed for mounting sample swatches to color cards (sample cards) for the textile industry. It's a process that has been done almost exclusively by hand and can now be accomplished by the Super Swatcher™, a fast machine with amazing accuracy.

The Super Swatcher™ can mount up to 125 swatches on a one, two or three-panel swatch card at a rate of **500 cards per hour**. The Super Swatcher™ eliminates the pre-collation of swatches that is required in a hand mounting operation and greatly simplifies the swatch cutting operation. Make-ready costs are relatively low. Swatches can be mounted on any card size up to 14" x 36". The minimum swatch size is one-inch square.

STANDARD FEATURES:

- Easy-to-use, touch screen LCD control panel
- Eliminates the need to collate swatches
- Top load till allows for **continuous operation**
- Accurate mounting with perfect alignment
- Increases productivity, streamlines workflow process
- Finished cards are neatly stacked on a portable work station

Mount up to 125 sample swatches on a one, two or three-panel swatch card... **at 500 cards per hour!**



Touch Screen Control Panel
LCD Touch screen control panel permits operator to easily access machine settings.



Low Cost, Simple Make-Ready:

- Plastic Till
- Head Plate (MDF Board)
- Sucker Mounting Plant

